

SINGER

504W1

PRICE LIST

OF

PARTS



MACHINE No. 504w1

THE SINGER MANUFACTURING COMPANY

INDEX

	PAGE
ACCESSORIES.....	9
MACHINE No. 504w1.....	1
NUMERICAL LIST OF PARTS.....	1

From the library of Diamond Needle Corp

Instructions for Ordering

In ordering from this list, use **ONLY** the **PART** number in the **FIRST** column.

The number stamped on a Sewing Machine Part is the number of the Single Part only, except when the part includes Set Screws, Clamping Screws, Studs and Rollers Spun on, Small Wires riveted, or Parts soldered together, etc., which it is necessary to furnish in combination.

Every combination of parts sent out has its specific number which, although not stamped on Parts (except in above cases) must be used when ordering the combination.

Each number always indicates the **SAME PART** in whatever list it appears, or for whatever Machine.

The letters after some of the numbers indicate the style of finish only, as follows:

- A. Hardened, Polished and Plated.
- B. Polished and Plated.
- C. Hardened only.
- D. Polished only.
- E. Soft, not polished.
- F. Hardened and Polished.
- H. Blued.

These letters **MUST BE USED** when they appear in the list and **AFTER** the number, as in the list.

The figures in the second column refer only to the plate in which the illustration of the part is shown and are **NOT TO BE USED** in ordering.

Two or more numbers over a cut indicate that the difference between such parts is not visible in an illustration.

Parts marked with an asterisk (*) are furnished only when repairs are made at the factory.

LIST OF PARTS COMPLETE

FOR

MACHINE No. 504w1

For Perforating Shoe Tips, Etc.

No.	Plate	Name	Each
260626	14839	Auxiliary Stop with 260787	\$ 50
260627	14838	" " Bracket	3 00
260784	14839	" " " Screw (2)	10
260628	14839	" " " Washer (2)	06
260787	14839	" " Guide Stud	01
204365	14839	" " Spring	02
260629	14838	Driving Flange with 260772	4 50
260772	14839	" " Pin	03
260630	14839	" " Position Pin	10
260631	14837	" Shaft	3 50
338E	14839	" " Adjusting Screw	10
260632	14838	" " " Washer	60
260633	14837	" Wheel	12 00
260634	14838	" " Friction Ring	1 75
260779	14839	" " " " Position Pin	10
260069	14839	" " Screw	25
260635	14838	" " " Washer	60
260788	14839	" " " " Position Pin	01
*260636	—	Frame	—
260664	14837	Punch Cutting Plate Reinforcement	1 75
260781	14839	" " " " " Screw	20
260665	14839	" " " " " " " Washer	20
260692	14837	Punch Plate Adjusting Nut	2 50
260693	14837	" " " " Friction Clamp	1 00
260694	14842	Punch Plate Adjusting Nut Friction Clamp Screw	25
260783	14839	Punch Plate Adjusting Nut Friction Clamp Screw Washer	03
260695	14839	Punch Plate Adjusting Nut Friction Clamp Spring	10
260786	14842	Punch Plate Adjusting Rod Stop Screw	1 25
260697	14842	" " " " " " " Thumb Nut	60
260698	14838	Punch Plate Adjusting Screw Stud with 260762	4 00

From the library of: Diamond Needle Corp

No.	Plate	Name	Each
260725	14838	Punch Plate Block Clamp (left)	\$ 40
260726	14838	" " " " (right)	40
260727	14842	" " " " Screw (2)	15
260728	14842	" " " Clamping Thumb Screw	60
260779	14839	" " " Stop Pin (2)	10
260755	14840	" " Lifting Block with two 260779	6 00
260756	14840	" " " Connection	5 00
260757	14841	" " " " Hinge Stud ..	60
260758	14842	" " " " " " " Set Screw	15
1691c	14842	Punch Plate Lifting Connection Hinge Stud Set Screw Check Nut	12
260759	14841	Punch Plate Lifting Eccentric	2 50
260630	14839	" " " " Position Pin..	10
260760	14840	" " " Link (lower) with 1691c and 260758	2 50
260761	14841	Punch Plate Lifting Link (lower) Hinge Stud	50
260762	14842	Punch Plate Lifting Link (lower) Hinge Stud Set Screw	05
260760	14840	Punch Plate Lifting Link (upper) with 1691c and 260758	2 50
260761	14841	Punch Plate Lifting Link (upper) Hinge Stud	50
260758	14842	Punch Plate Lifting Link (upper) Hinge Stud Set Screw	15
1691c	14842	Punch Plate Lifting Link (upper) Hinge Stud Set Screw Check Nut	12
260765	14841	Punch Stripping Plate Support (left)	50
260766	14841	" " " " (right)	50
201255c	14842	" " " " Screw (2)..	04
260767	14841	Starting Lever with 224385	2 50
260768	14841	" " Shaft	20
204246	14842	" " " Collar with two 200383c	20
200383c	14842	Starting Lever Shaft Collar Set Screw ...	02
200335c	14842	" " " Set Screw	04
215078	14843	" " Spring	10
224385	14843	" " Hook	03
260773	14841	Stop Cam with 260788	3 50
260788	14839	" " Pin	01
260774	14843	" " Roller (5)	10
260775	14843	" " Spring	20
260778	14840	Work Table	2 50
731E	14843	" " Screw (2)	08
260628	14839	" " " Washer (2)	06

ACCESSORIES

No.	Plate	Name	Each
260782	14844	Driving Wheel Wrench	\$ 50
260785	14843	Machine Bolt with Nut	05
227328	14843	" " Washer	01
36565	14844	Oiler (copper plated) with 36566	15
36566	14844	" Spout, 9 in. long	08
260696	14843	Punch Plate Adjusting Rod	25
260769	14844	Starting Treadle	25
260589	14844	" " Bracket	15
260770	14844	" " " 260589 with 260591 and 260769	45
260591	14843	Starting Treadle Hinge Pin	05
260771	14844	" " Pitman Rod (lower) ..	10
200233c	14843	" " " " " Hinge Screw	10
204698	14844	Starting Treadle Pitman Rod (upper) with 202302	08
202302	14843	Starting Treadle Pitman Rod (upper) Cotter Pin	01
204126	14843	Starting Treadle Pitman Rod Clamp with two 200530c (2)	20
200530c	14843	Starting Treadle Pitman Rod Clamp Set Screw	05
260780	14844	Starting Treadle Pitman complete, Nos. 204698, 260771 and two 204126	60

From the Library of Diamond Needle Corp.

NUMERICAL LIST OF PARTS

NUMERICAL LIST OF PARTS FOR MACHINE No. 504w1

No.	Plate	Name	Each
338e	14839	Driving Shaft Adjusting Screw	\$ 10
731e	14843	Work Table Screw	08
1691e	14842	Punch Plate Lifting Connection Hinge Stud Set Screw Check Nut, for 260760	12
1691e	14842	Punch Plate Lifting Link (upper) Hinge Stud Set Screw Check Nut, for 260760	12
36565	14844	Oiler (copper plated) with 36566	15
36566	14844	" Spout, 9 in. long, for 36565	08
200233e	14843	Starting Treadle Pitman Rod (lower) Hinge Screw	10
200325e	14842	Starting Lever Shaft Set Screw	04
200383e	14842	" " " Collar Set Screw, for 204246	02
200530e	14843	Starting Treadle Pitman Rod Clamp Set Screw, for 204246	05
201255e	14842	Punch Stripping Plate Support Screw	04
202302	14843	Starting Treadle Pitman Rod (upper) Cotter Pin, for 204698	01
204126	14843	Starting Treadle Pitman Rod Clamp with two 200530e, for 260780	20
204246	14842	Starting Lever Shaft Collar with two 200383e	20
204365	14839	Auxiliary Stop Spring	02
204698	14844	Starting Treadle Pitman Rod (upper) with 202302, for 260780	08
245078	14843	Starting Lever Spring	10
224385	14843	" " " Hook, for 260767	03
227328	14843	Machine Bolt Washer	01
260069	14839	Driving Wheel Screw	25
260589	14844	Starting Treadle Bracket, for 260770	15
260594	14843	" " Hinge Pin, for 260770	05
260626	14839	Auxiliary Stop with 260787	50
260627	14838	" " Bracket	3 00
260628	14839	" " " Screw Washer	06
260628	14839	Work Table Screw Washer	06
260629	14838	Driving Flange with 260772	4 50
260630	14839	" " Position Pin	10
260630	14839	Punch Plate Lifting Eccentric Position Pin	10
260634	14837	Driving Shaft	3 50
260632	14838	" " Adjusting Screw Washer	60
260633	14837	" Wheel	12 00
260634	14838	" " Friction Ring	1 75
260635	14838	" " Screw Washer	60

From the library of: Diamond Needle Corp.

No.	Plate	Name	Each
260636	---	Frame	\$ ---
260664	14837	Punch Cutting Plate Reinforcement	1 75
260665	14839	" " " " " Screw	
		Washer	20
260692	14837	Punch Plate Adjusting Nut	2 50
260693	14837	" " " " Friction Clamp	1 00
260694	14842	" " " " " " "	
		Screw	25
260695	14839	Punch Plate Adjusting Nut Friction Clamp Spring	10
260696	14843	Punch Plate Adjusting Rod	25
260697	14842	" " " " " Stop Screw	
		Thumb Nut	60
260698	14838	Punch Plate Adjusting Screw Stud with 260762	1 00
260725	14838	Punch Plate Block Clamp (left)	40
260726	14838	" " " " (right)	40
260727	14842	" " " " " Screw	15
260728	14842	" " " " Clamping Thumb Screw	60
260755	14840	" " " " Lifting Block with two 260779	3 00
260756	14840	" " " " Connection	3 00
260757	14841	" " " " " Hinge Stud	60
260758	14842	" " " " " " " "	
		Set Screw, for 260760	15
260758	14842	Punch Plate Lifting Link (upper) Hinge Stud Set Screw, for 260760	15
260759	14841	Punch Plate Lifting Eccentric	2 50
260760	14840	" " " " Link (lower) with 1691c and 260758	2 50
260760	14840	Punch Plate Lifting Link (upper) with 1691c and 260758	2 50
260761	14841	Punch Plate Lifting Link (lower) Hinge Stud	50
260761	14841	Punch Plate Lifting Link (upper) Hinge Stud	50
260762	14842	Punch Plate Lifting Link (lower) Hinge Stud Set Screw, for 260698	05
260765	14841	Punch Stripping Plate Support (left)	50
260766	14841	" " " " (right)	50
260767	14841	Starting Lever with 221385	2 50
260768	14841	" " " Shaft	20
260769	14844	" " Treadle, for 260770	25
260770	14844	" " " Bracket 260589 with 260591 and 260769	45
260771	14844	Starting Treadle Pitman Rod (lower), for 260780	10
260772	14839	Driving Flange Pin, for 260629	02
260773	14841	Stop Cam with 260788	2 50
260774	14843	" " " Roller	10

No.	Plate	Name	Each
260775	14843	Stop Cam Spring	\$ 20
260778	14840	Work Table	2 50
260779	14839	Driving Wheel Friction Ring Position Pin, for 260755	10
260779	14839	Punch Plate Block Stop Pin, for 260755 ..	10
260780	14841	Starting Treadle Pitman complete, Nos. 204698, 260771 and two 204126	60
260781	14839	Punch Cutting Plate Reinforcement Screw	20
260782	14841	Driving Wheel Wrench	50
260783	14839	Punch Plate Adjusting Nut Friction Clamp Screw Washer	03
260784	14839	Auxiliary Stop Bracket Screw	10
260785	14843	Machine Bolt with Nut	05
260786	14842	Punch Plate Adjusting Rod Stop Screw ..	1 25
260787	14839	Auxiliary Stop Guide Stud, for 260626 ..	01
260788	14839	Driving Wheel Screw Washer Position Pin	01
260788	14839	Stop Cam Pin, for 260773	01

**ILLUSTRATIONS OF PARTS
FOR
MACHINE No. 504w1**

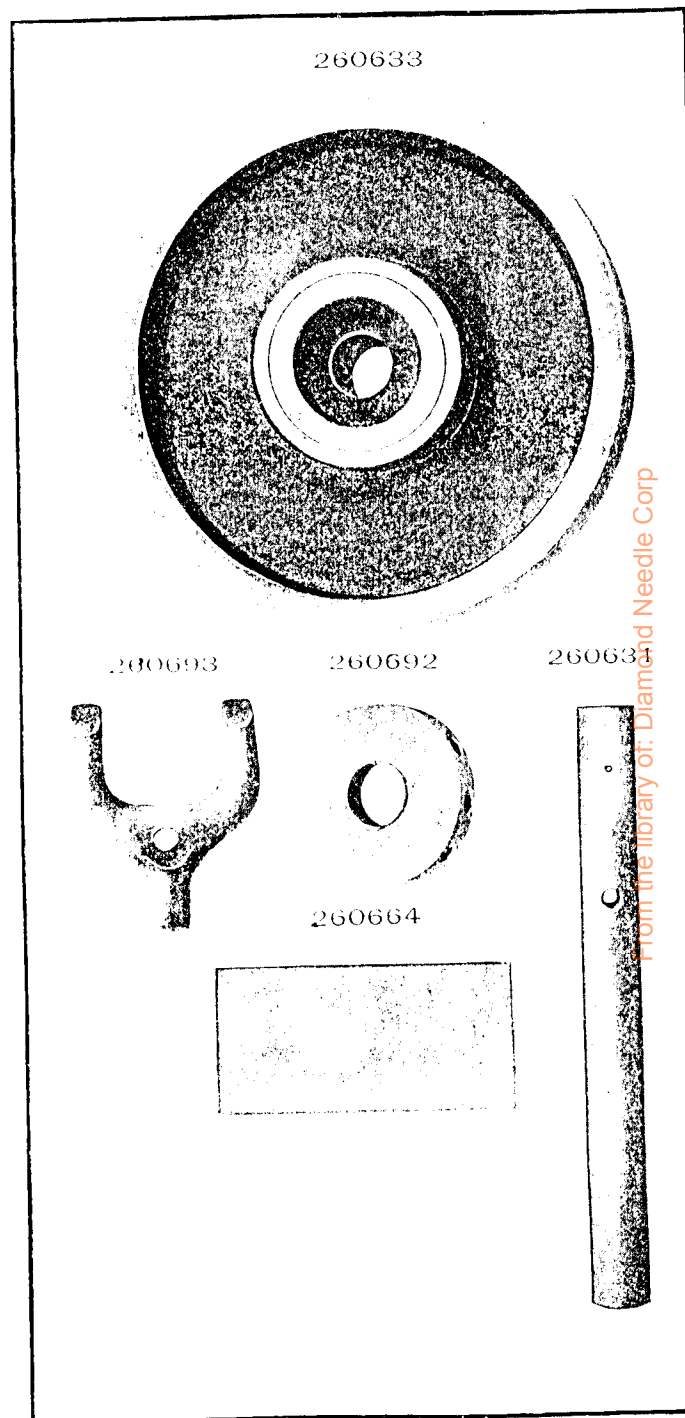


PLATE 14838-ONE-HALF SIZE




PLATE 14839-FULL SIZE





PLATE 14840-ONE-FOURTH SIZE


260755



260760



260756



260778


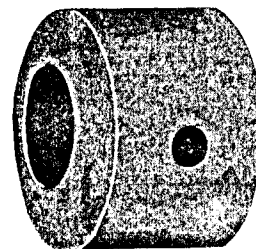


PLATE 14841-ONE-HALF'SIZE

260757




260759



260761




260773



260768



260765



260766



260767



From the library of: Diamond Needle Corp

PLATE 14842-FULL SIZE




PLATE 14843-FULL SIZE



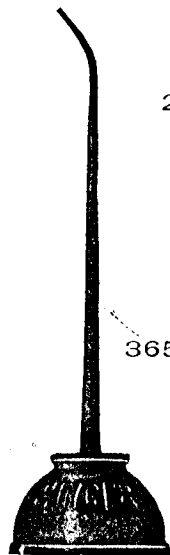


PLATE 14844-ONE-FOURTH SIZE

260782



36565



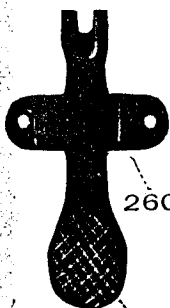
260780

204698



36566

260770



260589

260769

260771